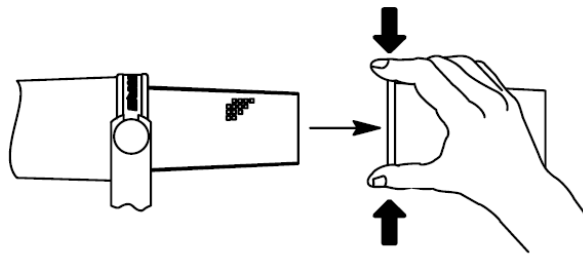


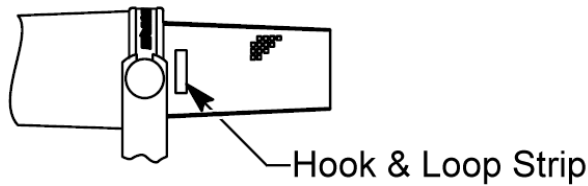
74-6406 SHURE A7WS WINDSHIELD Windscreen, SM7, close talk



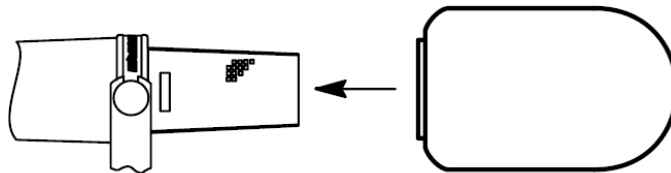
A7WS Large Foam Microphone Windscreen
Large Close-Talk Windscreen for SM7, SM7A, and SM7B Microphones (92-401).



To avoid tearing the existing windshield during removal, grip from the plastic ring and the base. Remove by gently pulling and twisting.



If required, adhere the supplied hook and loop strip approx. 25mm from the base of the microphone grille to secure the new A7WS windshield in place.



Install your new A7WS windshield by stretching over the hook and strips. Squeeze the base of the windshield to adhere to the strips. Hook and loop strip is not required inside the windshield as the material will adhere to the strip on the microphone grille.

To remove, grip the base of the windshield and pull whilst twisting.